


Product Guide

T: 0115 964 1305
E: sales@oshino.co.uk
W: www.oshino-lamps.co.uk



Product	Part No.	LED Colour	Colour Temp/ Wavelength	LEDs per Module	Modules per Metre (approx)	Beam Angle	Lumens per Module	Watts	Module Dimensions (LxWxH)	Input	Driver choices Wattage: Maximum number of modules
 B-LED 121	B-LED 121-W	White	7500K	1	20	160°	30	0.3	18.2x11 x9.9	12V DC	30W: 83 // 60W: 154 // 100W: 257
 B-LED 221	B-LED 221-W	White	7500K	2	6	160°	65	0.72	38.8x19.3 x10.5	12V DC	30W: 34 // 60W: 70 // 100W: 118 // 150W: 177 // 200W: 236
	B-LED 221-R	Red	620~625nm				7				
 B-LED 321	B-LED 321-W	White	7500K	3	5	160°	93	1.02	60.8x19.3 x10.5	12V DC	30W: 24 // 60W: 50 // 100W: 83 // 150W: 125 // 200W: 167
 H-LED 333	BFL 333-DW12	White	6500K	3	6	160°	66	0.66	55.5x13.3 x7.5	12V DC	30W: 37 // 60W: 77 // 100W: 128 // 150W: 193 // 200W: 257
	BFL 333-DR12	Red	620~625nm				21				
	BFL 333-DG12	Green	525~530nm				35				
	BFL 333-DB12	Blue	465~470nm				12				
 H-LED 358	FL 358-DW12	White	6500K	7	8	18°x70°	192	1.92	62x23 x12.3	24V DC	30W: 13 // 60W: 26 // 100W: 44 // 150W: 66 // 200W: 88
 H-LED 366	BFL 366-DW12	White	6500K	3	5	160°	100	1	35x35x8	12V DC	30W: 25 // 60W: 51 // 100W: 85 // 150W: 127 // 200W: 170
 M-LED Nano 3	Nano 3 W	White	6250K	3in1	20	Diffused	25	0.30	18x9x5	12V DC	30W: 83 // 60W: 154 // 100W: 257 // 150W: 423
	Nano 3 NW	Neutral White	4250K				23				
	Nano 3 WW	Warm White	3150K				21				
 M-LED 912	M912 White	White	6900K	2	8	160°	70	0.72	45x13x9.5	12V DC	30W: 34 // 60W: 70 // 100W: 118 // 150W: 177 // 200W: 236
	M912 White	White	5000K				65				
	M912 White	White	4000K				60				
	M912 White	White	3000K				55				
	M912 Red	Red	620~625nm				13				
	M912 Green	Green	525~530nm				23				
	M912 Blue	Blue	465~470nm				5				
	M912 Yellow	Yellow	598~590nm				13				
 M-LED 913	M913 White	White	6900K	3	5	160°	106	1.2	68x13x9.2	12V DC	30W: 20 // 60W: 42 // 100W: 70 // 150W: 106 // 200W: 141
	M913 Red	Red	620~625nm				30				
	M913 Green	Green	525~530nm				76				
	M913 Blue	Blue	465~470nm				17				
 Super Orbis LED Gen ³	OL-SOL3-6500-1	White	6250K	1	1	Super Wide	135/311	0.98/ 2.05	40x51x7.7	350mA/	350mA 150W: 43min & 132max
	OL-SOL3-5000-1	N/White	5100K				100/308			450mA/	450mA 200W: 92min and 134max
	OL-SOL3-4000-1	W/White	4000K				85/146			500mA/	500mA 150W: 50min & 88max
 RGB-LED 702	RGB-702 LED	Red	620~625nm	3	5	120°	36	0.72	66x15x4.9	12V DC	30W: 34 // 60W: 70 // 100W: 118 // 150W: 177 // 200W: 236
		Green	525~530nm								
 Z-LED 7	Z7003XBD	Neutral White	6000K	3	Na	10x40°	660	6.8	323 / 543	24V DC	60W: 8 // 100W: 13 // 150W: 19 // 200W: 25
	Z7005XBD	White		5			1100				








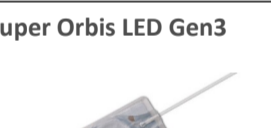
Design Guide

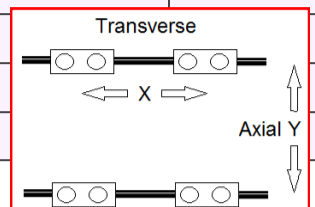
Need help with lighting a sign?

Email your enquiry and a vector graphic pdf of your sign or sign box and we will do the rest.

Email: sales@oshino.co.uk Subject line: LED Wizard



Product	Module to module spacing guide for illuminated area per sq metre at a range of return depths shown and rounded to the nearest module. Oshino recommends green²cast Seta-LED® and Acrycast® LED from AMARI PLASTICS							
	rtm depth →	40 - 60	60 - 80	80 - 100	100 - 120	120 - 140	140 - 160	160 - 200
B-LED 121 	X (mm)	40	50					
	Y (mm)	40	50					
	Qty	625pcs	400pcs					
	Lumens	18750	12000					
B-LED 221 	X (mm)	80	100	120	120	150		
	Y (mm)	80	100 ¹	140 ¹	150 ¹	150		
	Qty	156pcs	100pcs	60pcs	56pcs	44pcs		
	Lumens	10140	6500	3900	3640	2860		
B-LED 321 	X (mm)				120	160	180	200
	Y (mm)				150 ¹	180 ¹	190 ¹	210 ¹
	Qty				56pcs	35pcs	29pcs	24pcs
	Lumens				5208	3255	2697	2232
H-LED 333 	X (mm)	80	100	120	120	150		
	Y (mm)	80 ¹	100 ¹	140 ¹	150 ¹	150 ¹		
	Qty	156pcs	100pcs	60pcs	56pcs	44pcs		
	Lumens	10296	6600	3960	3696	2904		
H-LED 366 	X (mm)				140	160	180	200
	Y (mm)				160 ¹	180 ¹	190 ¹	200 ¹
	Qty				45	35	29	25
	Lumens				4500	3500	2900	2500
M-LED 912 	X (mm)	80	100	120	120	120		
	Y (mm)	80 ¹	100 ¹	140 ¹	150 ¹	150 ¹		
	Qty	156pcs	100pcs	60pcs	55pcs	55pcs		
	Lumens	10920	7000	3920	3850	3850		
M-LED 913 	X (mm)				140	160	180	194
	Y (mm)				160 ¹	180 ¹	190 ¹	210 ¹
	Qty				45pcs	35pcs	29pcs	25pcs
	Lumens				4770	3710	3074	2650
Super Orbis LED Gen3 	rtm depth →	70-90	90-110	110-130	130-150	150-170	170-190	190-210
	X (mm)	215	250	265	285	320	350	400
	Y (mm)	215	250	265	285	320	350	400
	Qty	22pcs	16pcs	14pcs	12pcs	10pcs	8pcs	6pcs
	Lumens	6842	4976	4354	3732	3110	2488	1866



Super Orbis LED Gen³ more guidance for choosing brightness inside four depths of sign box, per sq metre using @ 700mA driver

Box depth → (note: braces etc excluded)	150	170	190	210
Min number of SOL3 for uniformity	8	6	5	4
Number of SOL3 for normal brightness	↑	↑	6	6
Number of SOL3 for exhibition brightness	↑	8	10	12

EDGE LIGHTING a single-sided box suitable depths **D**: **H-LED 358** min 50mm & max 120mm. **Z-LED series** 90 min & 300 max (all internal dims)

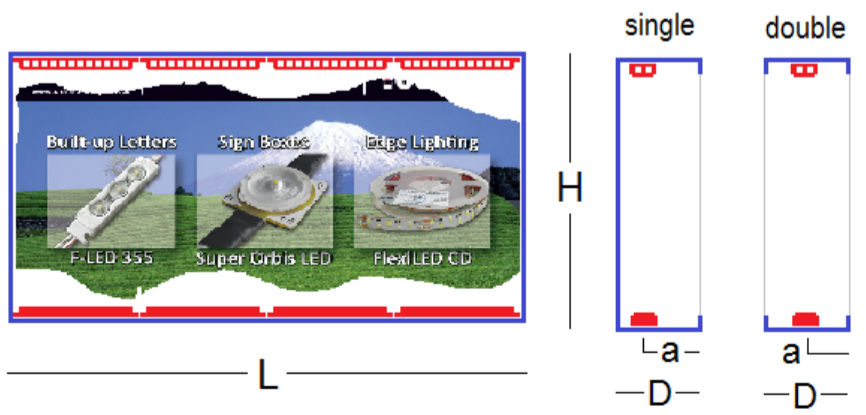
H-LED 358 suitable where H = up to 500mm with one edge lit	H-LED 358 suitable where H = up to 1000 with two edges lit
Z-LED suitable where H = up to 800 with one edge lit	Z-LED suitable where H = up to 2000 with two edges lit

a = 70mm from lit face. For number of modules divide **L** by **H-LED** module spacing of 120mm or by length of **Z-LED** module

EDGE LIGHTING a double-sided box suitable depths **D**: **H-LED 358** min 120mm & max 200. **Z-LED series** 90 min & 300 max (all internal dims)

H-LED 358 suitable where H = up to 500mm with one edge lit	H-LED 358 suitable where H = up to 1000 with two edges lit
Z-LED suitable where for H = up to 800 with one edge lit	Z-LED suitable where H = up to 2000 with two edges lit

a = half of **D**. For number of modules divide **L** by **H-LED** module spacing of 120mm or length of **Z-LED** module



Optical and luminance data is typical - see data sheets available at our website for more details. All data is intended as a design guide and the ideal lit appearance should be checked with a lit trial. Dimensions in mm. Other modules and driver types are available. Products showing the Amari Plastics PLC logo alongside are available exclusively from branches of Amari nationwide. Data subject to change without notice. A BSI member. A BSGA member. E&OE. Subject to our Terms and Conditions Sale. © Oshino Lamps (UK) Ltd 9/2017



Oshino Lamps (UK) Ltd